

Scales -1-

Lesson 1

1 

Lydian, or major a fifth above

2 

Jazz Minor

3 

Dorian, or major a tone below

4 

Locrian, or major a semi tone above

5 

Jazz minor a fifth above

6 

Diminished

7 

Altered, or jazz minor a semi tone above

II-V-I -1-

1 D_{m9} G^{13} C^{Δ}

2 G_{m9} C^{13} F^{Δ}

3 C_{m9} F^{13} B_{b}^{Δ}

4 F_{m9} B_{b}^{13} E_{b}^{Δ}

5 $B_{b}m9$ E_{b}^{13} A_{b}^{Δ}

6 $E_{b}m9$ A_{b}^{13} D_{b}^{Δ}

7 $G^{\#}m9$ $C^{\#13}$ $F^{\#\Delta}$

8 $C^{\#}m9$ $F^{\#13}$ B^{Δ}

9 $F^{\#}m9$ B^{13} E^{Δ}

10 $Bm9$ E^{13} A^{Δ}

11 $Em9$ A^{13} D^{Δ}

12 $Am9$ D^{13} G^{Δ}

Dots -1-

1

2

3

4

5

6

7

8






9

10


11


12

Choral -1- (transposed)

alto 1 
alto 2 
ten. 1 
ten. 2 
bari 

This is a call and response exercise

tpt 1 
tpt 2 
tpt 3 
tpt 4 
FH 
tb 1 
tb 2 
tb 3 
tb 4 
tb 5 

chords 

bass 

Drummer, play time on drums set throughout

What Scale to Play?


This page is your most important guide to a simple source of material to use to build a solo. The chord qualities are all in C, so you will have to transpose the scale according to your situation.

C C⁶ C⁶⁹ C[△] C⁶⁹_(b5) C⁶⁹_(#11) C[△]_(b5) C^{MAJ7}



*C Major scale (don't dwell on 4th degree)
or better yet, G Major scale*

C_m C_m⁶ C_m⁶⁹ C_m^{min△} C_m^{min}




*C jazz minor scale
(ascending form of melodic minor)*

C_m⁷ C_m⁹ C_m¹¹



Bb Major scale (aka C Dorian)

C⁷ C⁹ C¹³




*F Major scale (aka C mixolydian)
or G jazz minor scale*

C^(#11)₇ C¹³_(#11) C⁷_(b5)




G jazz minor scale

C⁷_(b9) C¹³_(b9)




*F harmonic minor scale (aka HMD)
(or Harmonic Minor of Destination)*

C⁷_(#9) C⁷_{alt} C⁷_(b9)₍₊₅₎ C⁷₍₊₉₎₍₊₅₎




Db jazz minor scale

C[∅] C_m^{7(b5)}



Db Major scale (aka C Locrian)

C^o



V of next chord, use HMD