

Scales -1-

Lesson 1

1 

Lydian, or major a fifth above

2 

Jazz Minor

3 

Dorian, or major a tone below

4 

Locrian, or major a semi tone above

5 

Jazz minor a fifth above

6 

Diminished

7 

Altered, or jazz minor a semi tone above

II-V-I -I-

1 A_{m^9} D^{13} G^Δ

2 D_{m^9} G^{13} C^Δ

3 G_{m^9} C^{13} F^Δ

4 C_{m^9} F^{13} B_b^Δ

5 F_{m^9} B_b^{13} E_b^Δ

6 B_{bm^9} E_b^{13} A_b^Δ

7 E_{bm^9} A_b^{13} D_b^Δ

8 $G\sharp_{m^9}$ $C\sharp^{13}$ $F\sharp^\Delta$

9 $C\sharp_{m^9}$ $F\sharp^{13}$ B^Δ

10 $F\sharp_{m^9}$ B^{13} E^Δ

11 B_{m^9} E^{13} A^Δ

12 E_{m^9} A^{13} D^Δ

Dots -1-

1

2

3

4

5

6

7

8

9

10

11

12

Choral -1- (transposed)

alto 1

alto 2

ten. 1

ten. 2

bari

Call & Response. I play the 1st note, you play the 1st note, etc...

tpt 1

tpt 2

tpt 3

tpt 4

FH

tb 1

tb 2

tb 3

tb 4

tb 5

tb 5

tb 5

chords

bass

Drummer, play time throughout on the drums set

What Scale to Play?


This page is your most important guide to a simple source of material to use to build a solo. The chord qualities are all in C, so you will have to transpose the scale according to your situation.

C C⁶ C⁶⁹ C[△] C⁶⁹_(b5) C⁶⁹_(#11) C[△]_(b5) C^{MAJ7}




*C Major scale (don't dwell on 4th degree)
or better yet, G Major scale*

C_m C_m⁶ C_m⁶⁹ C_m^{min△} C_m^{min}




*C jazz minor scale
(ascending form of melodic minor)*

C_m⁷ C_m⁹ C_m¹¹




Bb Major scale (aka C Dorian)

C⁷ C⁹ C¹³




*F Major scale (aka C mixolydian)
or G jazz minor scale*

C^(#11)₇ C¹³_(#11) C⁷_(b5)




G jazz minor scale

C⁷_(b9) C¹³_(b9)




*F harmonic minor scale (aka HMD)
(or Harmonic Minor of Destination)*

C⁷_(#9) C⁷_{alt} C⁷_(b9)₍₊₅₎ C⁷₍₊₉₎₍₊₅₎




Db jazz minor scale

C[∅] C_m^{7(b5)}



Db Major scale (aka C Locrian)

C^o



V of next chord, use HMD